

# GONIOPHOTOMETERS SYSTEM TEST REPORT

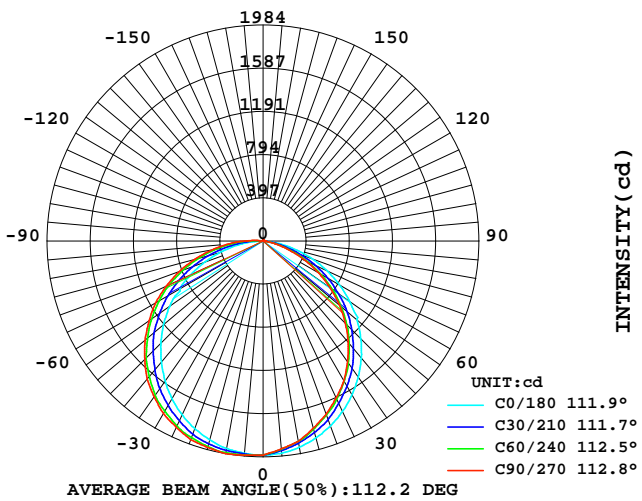
## LUMINAIRE PHOTOMETRIC TEST REPORT

Report number: 16071009

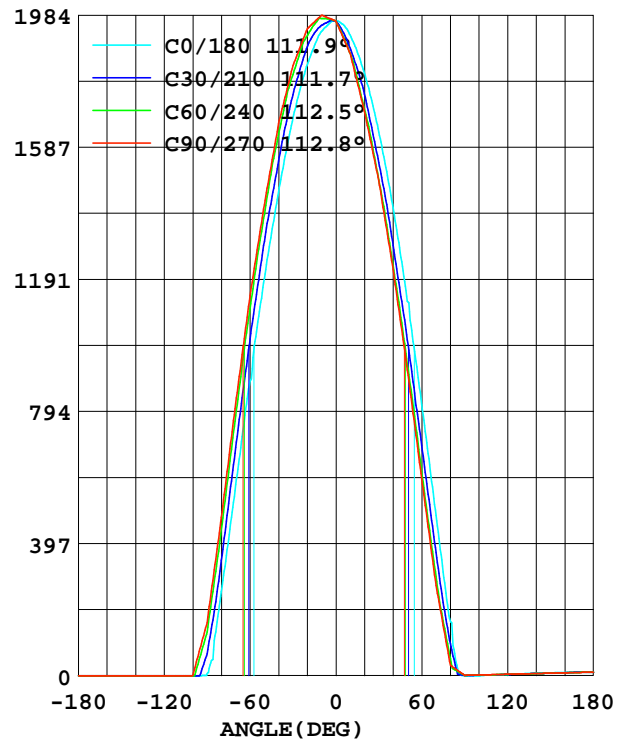
MANUFACTURER: SGSLight Limited		Address:	
NAME: TLP-V-1515N-70-IP65	TYPE:LED Panel Light	WEIGHT:	
SPECIFICATION:4000K CRI>90	DIMENSION: 150x1496mm	SERIAL No.:16071009	

DATA OF LAMP		Imax(cd)	1984	S/MH(C0/180)	1.27
MODEL	4000K	EFFICIENCY(%)	100.0	S/MH(C90/270)	1.37
NOMINAL POWER(W)	70	TOTAL FLUX(lm)	5650.0	Voltage(V)	229.6
RATED VOLTAGE(V)	230	EFFICIENCY(lm/W)	80.3	Current(A)	0.339
NOMINAL FLUX(lm)	5650.1	$\eta$ up(%)	0.6	Power(W)	70.40
LAMPS QUANTITY	1	$\eta$ down(%)	99.4	Power Factor(PF)	0.944
TEST VOLTAGE(V)	229.6	Effective Flux(lm)	5650.1	EEI	0.170

LUMINOUS INTENSITY DISTRIBUTION



LUMINOUS INTENSITY DISTRIBUTION



Test System:HOPOO HPG1900  
 Temperature:25.3DEG  
 Operators:Jason  
 Test Date:2016-07-10

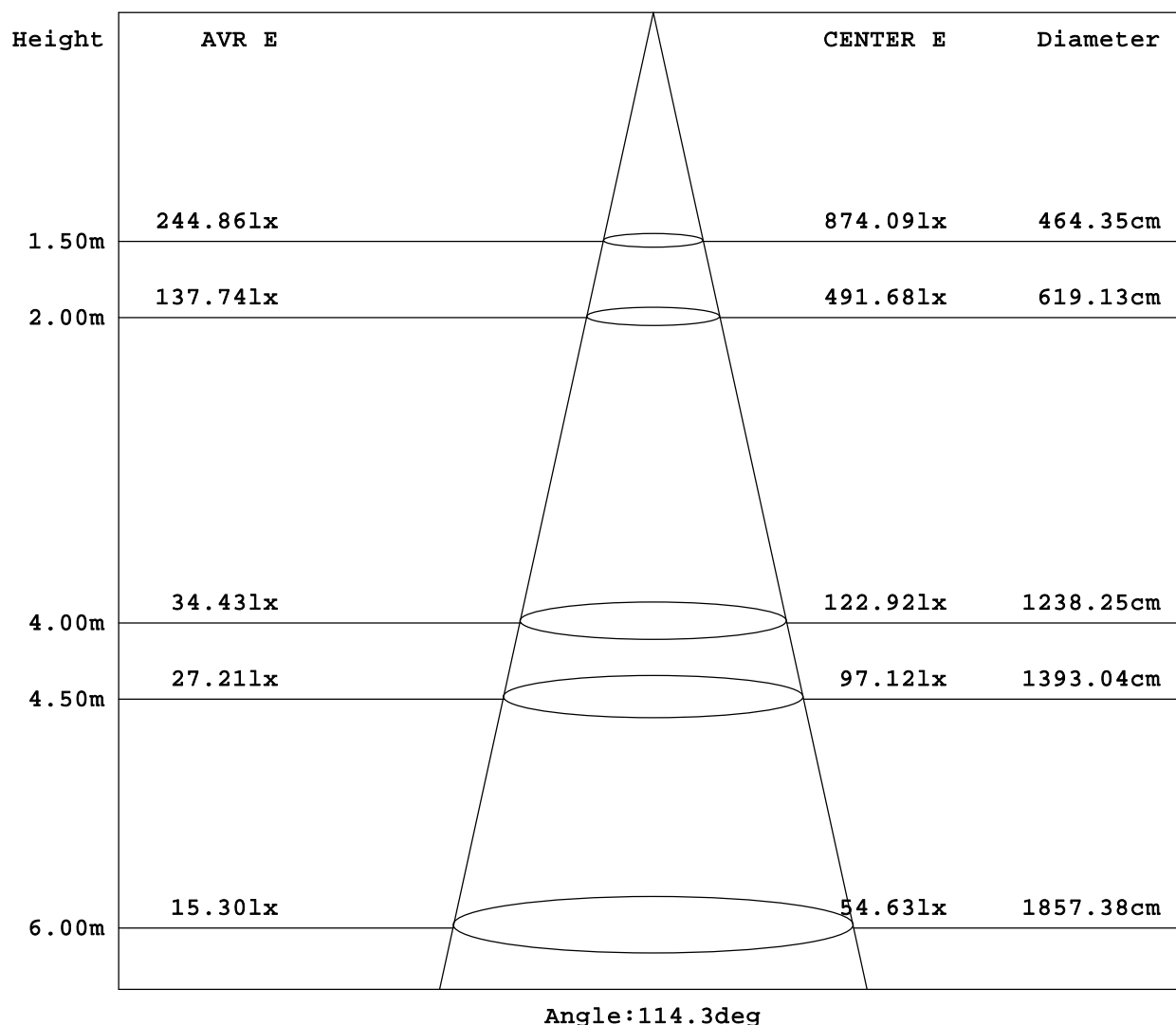
Test Set: 8.0deg/s B-Beta (TYPE B)  
 Humidity:65.0%  
 Test Distance:7.000 m  
 Remarks:

# GONIOPHOTOMETERS SYSTEM TEST REPORT

## AVERAGE AND CENTER E Figure

Report number: 16071009

MANUFACTURER: SGSLight Limited	Address:	
NAME: TLP-V-1515N-70-IP65	TYPE:LED Panel Light	WEIGHT:
SPECIFICATION:4000K CRI>90	DIMENSION: 150x1496mm	SERIAL No.:16071009



Test System:HOPPO HPG1900  
 Temperature:25.3DEG  
 Operators:Jason  
 Test Date:2016-07-10

Test Set: 8.0deg/s B-Beta (TYPE B)  
 Humidity:65.0%  
 Test Distance:7.000 m  
 Remarks:

# GONIOPHOTOMETERS SYSTEM TEST REPORT

## ZONAL FLUX DIAGRAM

Report number: 16071009

MANUFACTURER: SGSLight Limited	Address:	
NAME: TLP-V-1515N-70-IP65	TYPE:LED Panel Light	WEIGHT:
SPECIFICATION:4000K CRI>90	DIMENSION: 150x1496mm	SERIAL No.:16071009

$\gamma$	C0	C45	C90	C135	C180	C225	C270	C315	$\gamma$	zone	total
5.0	1957	1970	1975	1967	1957	1926	1918	1930	0- 5	46.76	46.76
10.0	1935	1964	1984	1959	1924	1875	1869	1885	5- 10	138.4	185.2
15.0	1893	1950	1964	1930	1873	1808	1782	1827	10- 15	225.3	410.6
20.0	1836	1904	1943	1887	1810	1718	1695	1741	15- 20	304.1	714.7
25.0	1760	1851	1888	1831	1728	1621	1591	1649	20- 25	372.8	1088
30.0	1675	1779	1832	1757	1633	1506	1487	1539	25- 30	428.6	1516
35.0	1571	1693	1746	1665	1527	1388	1354	1421	30- 35	470.3	1987
40.0	1453	1598	1659	1565	1405	1260	1220	1296	35- 40	495.8	2483
45.0	1330	1476	1538	1444	1270	1114	1069	1150	40- 45	504.9	2987
50.0	1194	1352	1416	1325	1125	967.2	918.3	1003	45- 50	496.7	3484
55.0	1046	1209	1279	1179	973.9	807.9	754.8	842.4	50- 55	472.3	3957
60.0	884.9	1079	1142	1034	814.0	649.2	591.2	681.4	55- 60	431.6	4388
65.0	733.7	904.0	980.0	879.5	651.9	483.8	431.0	515.4	60- 65	377.7	4766
70.0	573.7	739.4	818.3	720.0	481.1	327.7	270.8	355.3	65- 70	311.5	5077
75.0	408.2	568.8	647.0	555.9	311.0	183.4	150.8	202.4	70- 75	238.1	5316
80.0	252.8	398.9	475.7	388.3	163.3	73.99	30.89	87.87	75- 80	162.8	5478
85.0	105.6	242.5	317.6	232.7	22.11	10.08	15.89	18.02	80- 85	93.76	5572
90.0	6.302	100.4	159.5	93.46	0.394	0.732	0.900	0.957	85- 90	44.11	5616
95.0	0	29.90	80.12	27.96	0	1.176	1.434	1.472	90- 95	16.76	5633
100.0	0	0	0.675	0	0	1.666	1.969	1.980	95-100	4.070	5637
105.0	0	0	0	0	1.519	2.132	2.504	2.637	100-105	0.476	5638
110.0	0	0	0	0	2.588	2.625	3.038	3.199	105-110	0.617	5638
115.0	0	0	0	0	3.263	3.175	3.573	3.888	110-115	0.753	5639
120.0	0	0	0	0	3.488	3.601	4.107	4.267	115-120	0.870	5640
125.0	0	0	0	0	4.670	4.254	4.642	4.883	120-125	0.975	5641
130.0	0	0	0	0	5.739	4.660	5.176	5.504	125-130	1.067	5642
135.0	0	0	0	0	6.302	5.351	5.711	6.248	130-135	1.134	5643
140.0	0	0	0	0	7.315	6.060	6.245	7.020	135-140	1.164	5644
145.0	0	0	0	0	7.821	6.488	6.780	7.464	140-145	1.142	5645
150.0	0	0	0	0	8.327	7.233	7.315	8.031	145-150	1.095	5646
155.0	0	0	0	0	8.834	7.651	7.849	8.549	150-155	1.019	5647
160.0	0	0	0	0	9.397	8.441	8.384	9.092	155-160	0.901	5648
165.0	0	0	0	0	9.903	9.262	8.918	9.041	160-165	0.748	5649
170.0	0	0	0	0	10.40	9.728	9.453	9.797	165-170	0.566	5650
175.0	0	0	0	0	10.46	10.08	9.987	10.20	170-175	0.356	5650
180.0	0	0	0	0	10.52	10.52	10.52	10.52	175-180	0.123	5650
DEG	LUMINOUS INTENSITY:cd									UNIT:lm	

Test System:HOPOO HPG1900  
 Temperature:25.3DEG  
 Operators:Jason  
 Test Date:2016-07-10

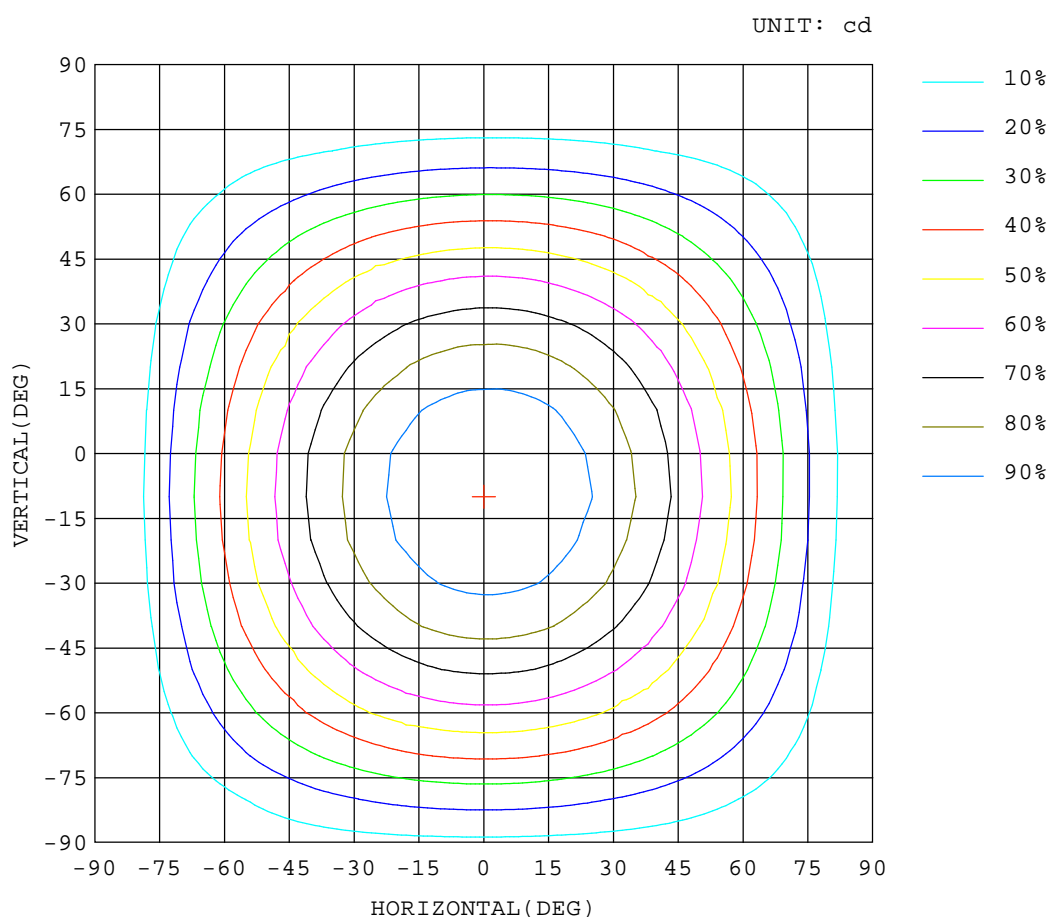
Test Set: 8.0deg/s B-Beta (TYPE B)  
 Humidity:65.0%  
 Test Distance:7.000 m  
 Remarks:

# GONIOPHOTOMETERS SYSTEM TEST REPORT

## ISOCANDELA DIAGRAM

Report number: 16071009

MANUFACTURER: SGSLight Limited	Address:	
NAME: TLP-V-1515N-70-IP65	TYPE:LED Panel Light	WEIGHT:
SPECIFICATION:4000K CRI>90	DIMENSION: 150x1496mm	SERIAL No.:16071009



Test System:HOPOO HPG1900  
Temperature:25.3DEG  
Operators:Jason  
Test Date:2016-07-10

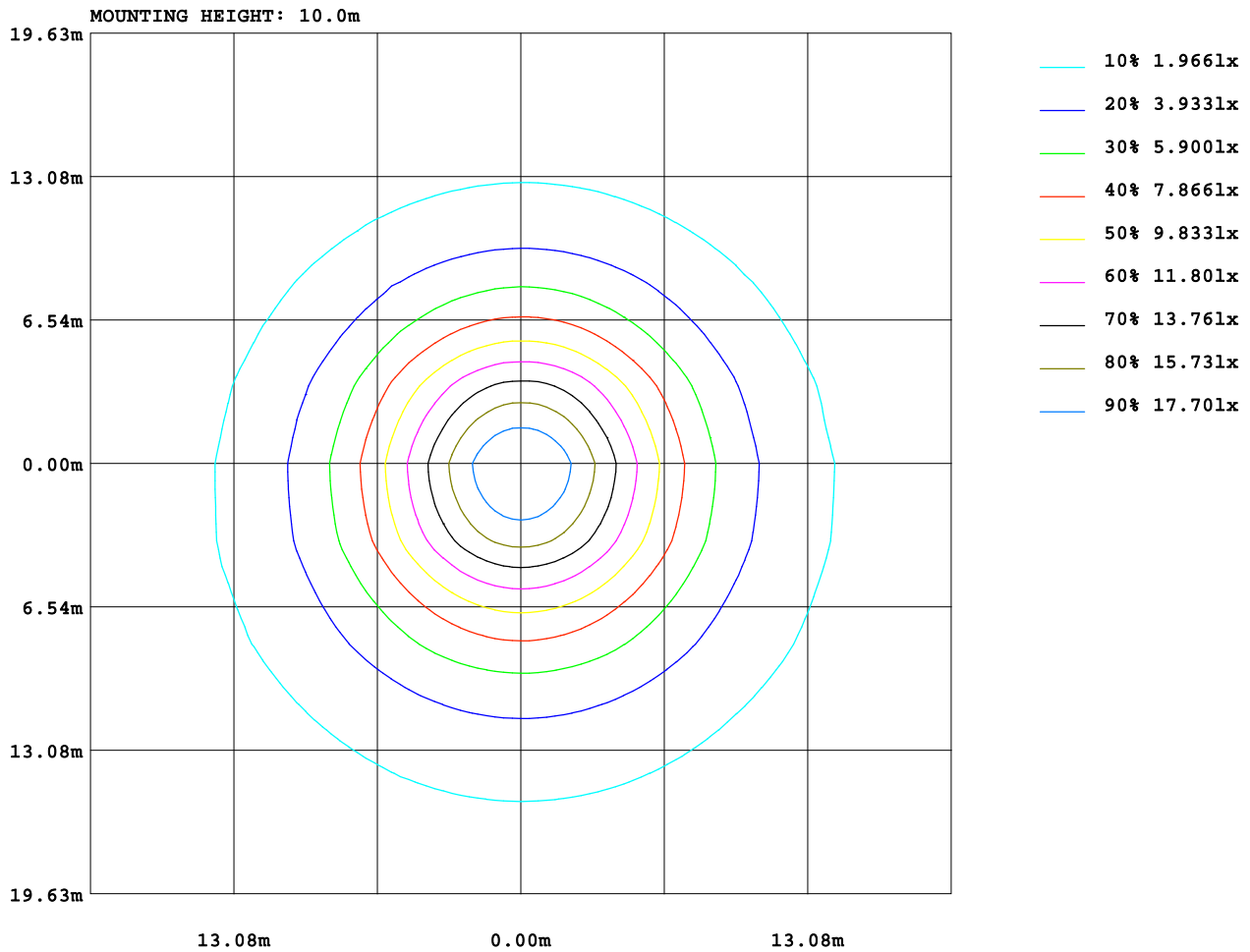
Test Set: 8.0deg/s B-Beta (TYPE B)  
Humidity:65.0%  
Test Distance:7.000 m  
Remarks:

# GONIOPHOTOMETERS SYSTEM TEST REPORT

## ISOLUX DIAGRAM

Report number: 16071009

MANUFACTURER: SGSLight Limited	Address:	
NAME: TLP-V-1515N-70-IP65	TYPE:LED Panel Light	WEIGHT:
SPECIFICATION:4000K CRI>90	DIMENSION: 150x1496mm	SERIAL No.:16071009



Test System:HOPOO HPG1900  
 Temperature:25.3DEG  
 Operators:Jason  
 Test Date:2016-07-10

Test Set: 8.0deg/s B-Beta (TYPE B)  
 Humidity:65.0%  
 Test Distance:7.000 m  
 Remarks:

**GONIOPHOTOMETERS SYSTEM TEST REPORT**

**Uncorrected UGR Table**

Report number: 16071009

MANUFACTURER: SGSLight Limited						Address:				
NAME: TLP-V-1515N-70-IP65						TYPE:LED Panel Light			WEIGHT:	
SPECIFICATION:4000K CRI>90						DIMENSION: 150x1496mm			SERIAL No.:16071009	
ceiling/cavity	0.7	0.7	0.5	0.5	0.3	0.7	0.7	0.5	0.5	0.3
walls	0.5	0.3	0.5	0.3	0.3	0.5	0.3	0.5	0.3	0.3
working plane	0.2	0.2	0.2	0.2	0.2	0.2	0.2	0.2	0.2	0.2
Room dimensions	Viewed crosswise					Viewed endwise				
x = 2H y = 2H	20.7	22.2	21.0	22.4	22.6	21.6	23.1	21.9	23.3	23.6
3H	22.3	23.7	22.6	23.9	24.2	23.6	25.0	23.9	25.2	25.5
4H	22.9	24.3	23.2	24.5	24.8	24.5	25.9	24.8	26.1	26.4
6H	23.4	24.6	23.7	24.9	25.2	25.4	26.6	25.7	26.9	27.2
8H	23.5	24.8	23.9	25.0	25.4	25.8	27.0	26.1	27.3	27.6
12H	23.6	24.8	24.0	25.1	25.4	26.2	27.3	26.5	27.6	28.0
4H 2H	21.6	22.9	21.9	23.2	23.4	22.2	23.6	22.6	23.8	24.1
3H	23.4	24.5	23.7	24.8	25.1	24.4	25.6	24.8	25.9	26.2
4H	24.1	25.2	24.5	25.5	25.9	25.5	26.6	25.9	26.9	27.3
6H	24.8	25.7	25.2	26.1	26.5	26.5	27.5	27.0	27.9	28.2
8H	25.0	25.8	25.4	26.2	26.6	27.0	27.9	27.5	28.3	28.7
12H	25.1	25.9	25.5	26.3	26.7	27.5	28.3	28.0	28.7	29.2
8H 4H	24.7	25.5	25.1	25.9	26.3	25.8	26.7	26.3	27.1	27.5
6H	25.5	26.2	25.9	26.6	27.1	27.1	27.8	27.5	28.2	28.7
8H	25.8	26.5	26.3	26.9	27.4	27.7	28.4	28.2	28.8	29.3
12H	26.0	26.6	26.5	27.1	27.5	28.4	29.0	28.9	29.4	29.9
12H 4H	24.7	25.6	25.2	26.0	26.4	25.9	26.7	26.3	27.1	27.5
6H	25.7	26.3	26.1	26.8	27.2	27.2	27.8	27.6	28.3	28.7
8H	26.1	26.6	26.6	27.1	27.6	27.9	28.4	28.4	28.9	29.4
Variations with the observer position at spacings:										
S = 1.0H	+ 0.1 / - 0.2					+ 0.1 / - 0.1				
1.5H	+ 0.2 / - 0.3					+ 0.2 / - 0.3				
2.0H	+ 0.2 / - 0.4					+ 0.2 / - 0.3				

CIE Pub.117 Corrected 5650 lm Total Lamp Luminous Flux.(8log(F/F0) = 6.0)

Test System:HOPOO HPG1900  
 Temperature:25.3DEG  
 Operators:Jason  
 Test Date:2016-07-10

Test Set: 8.0deg/s B-Beta (TYPE B)  
 Humidity:65.0%  
 Test Distance:7.000 m  
 Remarks: